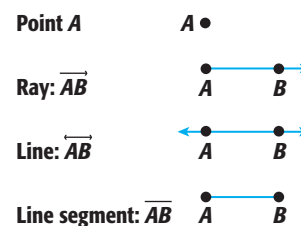
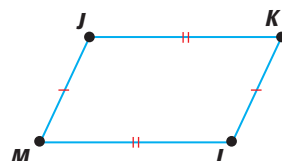
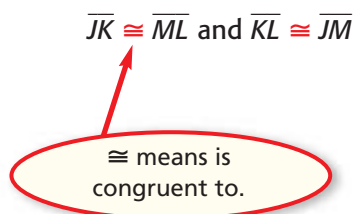


Section Overview

Building Blocks of Geometry

Lesson 8-1

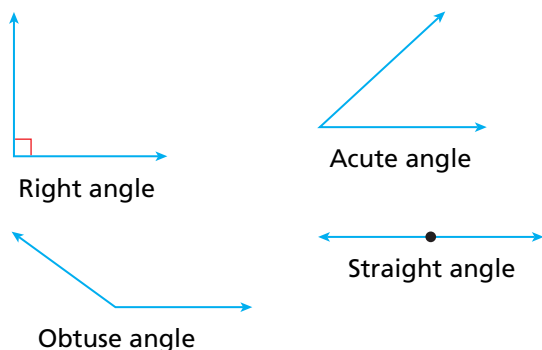
Why? Familiarity with basic geometric figures is a prerequisite to understanding more complex geometric relationships. You can see many real-world examples of geometric figures; for example, telephone poles resemble parallel line segments.



Angles

Lesson 8-2

Why? To understand special angle relationships, you must be able to distinguish different types of angles. These relationships are basic to the study of geometry.



Special Angle Relationships

Complementary angles are angle pairs whose measures have a sum of 90° .

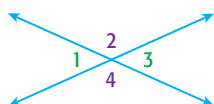
Supplementary angles are angle pairs whose measures have a sum of 180° .

Line and Angle Relationships

Lesson 8-3

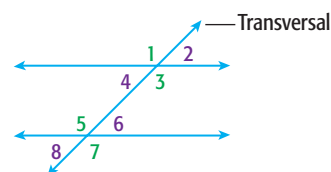
Why? Special line and angle relationships are part of geometry. Some special angle relationships occur when lines intersect.

Vertical angles are the opposite angles formed by intersecting lines.
Vertical angles are congruent.



$\angle 1 \cong \angle 3$ and $\angle 2 \cong \angle 4$

When a **transversal** intersects parallel lines, all the acute angles formed are congruent, and all the obtuse angles formed are congruent.



$\angle 1 \cong \angle 3 \cong \angle 5 \cong \angle 7$ and $\angle 2 \cong \angle 4 \cong \angle 6 \cong \angle 8$