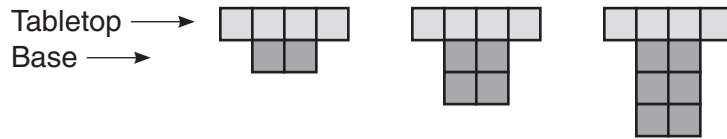
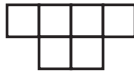
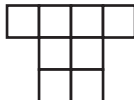
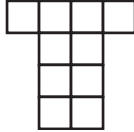


LESSON **Algebra Lab Recording Sheet** p. 244
4-3 **Model Variable Relationships**

Try This

The diagrams below represent the side views of tables. Each has a tabletop and a base. Complete the chart using the pattern shown in the diagrams.



Term Number	Figure	Description of Figure	Expression for Number of Blocks	Value of Term (Number of Blocks)	Ordered Pair
1		length of table top = 4 height of base = 1	$4 + (2)1$	6	(1, 6)
2		length of table top = 4 height of base = 2		8	
3		length of table top = 4 height of base = 3		10	
4					
5					
n					